

**DRAFT
BOROUGH OF WENONAH
REGULAR BUSINESS MEETING
AUGUST 22, 2024**

OPENING:

- a. Call to Order
- b. Flag Salute
- c. Roll Call
- d. Open Public Meetings Act Statement (this meeting is being videotaped and will be posted to the Borough website)
- e. Adoption of Agenda

II. PRIVILEGE OF THE FLOOR on Agenda items only

Approval of July 25, 2024, council meeting minutes

III. BUSINESS: RESOLUTIONS & ORDINANCES

RESOLUTION 2024-68 Approving the extending grace period for tax payment to Sept. 12, 2024
ORDINANCE 2024-9 1st read Approving Bond Ordinance providing for repairs to Well #1

COMMITTEE REPORTS

- a. Personnel – Susan Mayer
- b. Public Works/Public Buildings & Grounds – Dan Cox
- c. Public Safety – Anthony Fini
- d. Finance & Budget – Jaclyn Graves
- e. Legal & Ordinance – Jonathan Barbato
- f. Public Programs – Jeanne Grigri

IV. ENGINEERS REPORT

V. SHADE TREE REPORT

VI. APPROVE DISBURSEMENTS

VII. OTHER BUSINESS

Approving new member of Fire Company Mark Amorim

PRIVILEGE OF THE FLOOR (time limit of 3 minutes per person during public portion)

ADJOURN

RESOLUTION #R-2024-68

“RESOLUTION OF THE BOROUGH OF WENONAH, COUNTY OF GLOUCESTER AND STATE OF NEW JERSEY FOR THE PURPOSE OF EXTENDING GRACE PERIOD FOR TAX PAYMENTS TO AUGUST 30, 2024”

WHEREAS, the County of Gloucester was delayed in releasing the 2024 tax rate information which is necessary to complete processing of Wenonah tax bills, and

WHEREAS, the Tax Collector of the Borough of Wenonah has certified to the Borough Council that final 2024 preliminary 2024 tax bills will be mailed to residents on or about July 29, 2024, and a second mailing of the tax bills went out on August 12, 2024, because of an error on the first mailing; and

WHEREAS, due to the late release of the bills, an extended grace period must be granted in order to provide the required twenty-five days from the date of mailing, and the County of Gloucester made a error on the first tax bill, a second tax bill mailing had to replace the first tax bill with an additional due date of September 12, 2024

WHEREAS, it has been determined that the extended grace period date is September 12, 2024, and interest on all outstanding payments after that date will be calculated retroactive to the original due date of August 1, 2024.

NOW THEREFORE, BE IT RESOLVED, by the Council of the Borough of Wenonah, with the Mayor concurring:

- 1) That the extended grace period for tax payments will be September 12, 2024
- 2) That information regarding this extension be printed on the tax bills when issued.

Adopted at a regular meeting of the Mayor and Council held on August 22, 2024.

Mayor, Jessica S. Doheny

ATTEST:

Karen L. Sweeney, Municipal Clerk

BOND ORDINANCE #2024-9
BOND ORDINANCE PROVIDING FOR REPAIRS TO WELL #1, BY AND IN THE BOROUGH OF WENONAH, IN THE COUNTY OF GLOUCESTER, STATE OF NEW JERSEY; REAPPROPRIATING \$1,030,363.14 IN EXCESS BOND PROCEEDS FROM VARIOUS BOND ORDINANCES OF THE BOROUGH NOT NEEDED FOR THEIR ORIGINAL PURPOSES, TO FINANCE THE COSTS THEREOF

WHEREAS, the Borough Council of the Borough of Wenonah, in the County of Gloucester, State of New Jersey (the "Borough"), finally adopted various bond ordinances of the Borough, as more fully described in Section 1 herein (collectively, the "Ordinances"); and

WHEREAS, following the effective dates, respectively, of the Ordinances, the Borough issued bonds to fully fund same and to finance the improvements or purposes authorized therein; and

WHEREAS, the Borough has determined that the capital improvements or purposes set forth in the Ordinances have either been completed in full or discontinued as a result of events occurring subsequent to the adoption of the Ordinances, as applicable; and

WHEREAS, there currently remains on deposit in the Borough's capital accounts excess bond proceeds allocable to the Ordinances (the "Excess Proceeds"), but no longer necessary to complete the improvements or purposes authorized therein; and

WHEREAS, in accordance with the statutory powers set forth in section 39 of the Local Bond Law, N.J.S.A. 40A:2-1 et seq. (the "Local Bond Law"), the Borough Council of the Borough has determined that it is in the best interest of the Borough to

reappropriate the Excess Proceeds to finance the repairs to well #1 in and by the Borough (the "New Purpose"), for which bonds may be issued, thereby eliminating the need for the Borough to incur additional debt to finance such current capital needs; and

WHEREAS, the Borough Council of the Borough now desires to reappropriate the Excess Proceeds to undertake the New Purpose.

BE IT ORDAINED AND ENACTED BY THE BOROUGH COUNCIL OF THE BOROUGH OF WENONAH, IN THE COUNTY OF GLOUCESTER, STATE OF NEW JERSEY (not less than two-thirds of all the members thereof affirmatively concurring), AS FOLLOWS:

SECTION 1. The following amounts of Excess Proceeds from the Ordinances listed below are no longer necessary for the improvements or purposes for which they were appropriated, authorized and issued:

<u>Bond Ordinance Number and Date of Adoption</u>	<u>Excess Proceeds Amount</u>	<u>Section of Bond Ordinance Reappropriated From</u>
8-2018 finally adopted September 17, 2018, as amended by 2019-9 finally adopted December 19, 2019	\$ 5,989.90	Section 3(a)
3-2020, finally adopted March 26, 2020	\$ 19,534.00	Section 3(a)
3-2020, finally adopted March 26, 2020	\$ 12,187.84	Section 3(b)
11-2020, finally adopted July 23, 2020	\$ 992,583.25	Section 3(d)

<u>Bond Ordinance Number and Date of Adoption</u>	<u>Excess Proceeds Amount</u>	<u>Section of Bond Ordinance Reappropriated From</u>
8-2021, finally adopted June 24, 2021	\$ <u>68.15</u>	Section 3(a)
Total:	<u>\$1,030,363.14</u>	

SECTION 2. The total amount of \$1,030,363.14 in Excess Proceeds is hereby reappropriated pursuant to N.J.S.A. 40A:2-39, and shall be used to finance the cost of the undertaking by the Borough of general capital improvements or purposes for which bonds may be issued. Said general capital improvements or purposes are set forth in Section 3(a) of this bond ordinance.

SECTION 3. (a) The capital improvements hereby authorized and purposes for which the Excess Proceeds are to be reappropriated is for the New Purpose.

(b) The improvements or purposes set forth above in Section 3(a) shall also include, as applicable, all engineering and design work, preparation of plans and specifications, permits, bid documents, contract administration, and all work, materials, equipment, labor and appurtenances necessary therefor or incidental thereto.

SECTION 4. In the event the United States of America, the State of New Jersey and/or the County of Gloucester make a contribution or grant in aid to the Borough for the improvement or purpose authorized hereby and the same shall be received by the Borough, then such funds shall be applied to the payment of debt service on the bonds issued for such improvement or purpose and shall be used for no other improvement or purpose.

SECTION 5. The capital budget or temporary capital budget, as applicable, of the Borough is hereby amended to conform with the provisions of this bond ordinance to the extent of any inconsistency herewith and a resolution in the form promulgated by the Local Finance Board showing full detail of the amended capital budget and capital programs as approved by the Director of the Division of Local Government Services, New Jersey Department of Community Affairs, is on file in the office of the Clerk and is available for public inspection.

SECTION 6. The Borough covenants to maintain the exclusion from gross income under section 103(a) of the Internal Revenue Code of 1986, as amended, of the interest on all bond proceeds reappropriated by this bond ordinance.

SECTION 7. This bond ordinance shall take effect twenty (20) days after the first publication hereof after final adoption, as provided by the Local Bond Law.

**ADOPTED ON FIRST READING
DATED: August 22, 2024**

**KAREN L. SWEENEY
Borough Clerk**

**ADOPTED ON SECOND READING
DATED: _____, 2024**

**KAREN L. SWEENEY
Borough Clerk**

BOROUGH COUNCIL OF THE BOROUGH OF WENONAH
PUBLIC NOTICE

NOTICE OF PENDING BOND ORDINANCE 2024-9 AND SUMMARY

The bond ordinance, the summary terms of which are included herein, was introduced and passed upon first reading at a meeting of the Borough Council of the Borough of Wenonah, in the County of Gloucester, State of New Jersey, on August 22, 2024. It will be further considered for final passage, after public hearing thereon, at a meeting of the Borough Council on August 22, 2024 at 7:00 p.m. During the week prior to and up to and including the date of such meeting copies of the full ordinance will be available at no cost and during regular business hours, at the Clerk's office for the members of the general public who shall request the same. The summary of the terms of such bond ordinance follows:

Title: BOND ORDINANCE REPAIRS TO WELL #1, BY AND IN THE BOROUGH OF WENONAH, IN THE COUNTY OF GLOUCESTER, STATE OF NEW JERSEY; REAPPROPRIATING \$1,030,363.14 IN EXCESS BOND PROCEEDS FROM VARIOUS BOND ORDINANCES OF THE BOROUGH NOT NEEDED FOR THEIR ORIGINAL PURPOSES, TO FINANCE THE COSTS THEREOF

Purpose(s): Reappropriating excess bond proceeds to finance the repairs to well #1 in and by the Borough.

**Reappropriation
of Excess Bond
Proceeds:** \$1,030,363.14

**KAREN L. SWEENEY,
Borough Clerk**

2024 Personnel Committee

Members: Susan Mayer, Chair; Dan Cox, Jeanne Grigri

Goals for 2024:

- Swim season staff:
 - Revise salary ranges and incentives to attract staff and cover shifts
 - Revise processes to include February letter to past employees
- Office staff
 - Support training and role clarification as needed
 - Work with Administrator and Public Works Superintendent to consider adjustments to roles to allow for growth of newer staff, when appropriate
 - Support development of communication strategy and how staff roles change (temporary or long-term) to deliver on the strategy
 - Explore customer-facing guidance and best practices

	Activities and accomplishments
Q1	<p>January: Hired managers Mike and Elena; Revised salary ordinance and target wages; Working with Finance Committee so budget covers anticipated costs; Worked with Public Works to consider skill sets needed in open positions.</p> <p>February: Outreach to last year’s guards is anticipated in late February/early March.</p> <p>March: Outreach to last year’s guards completed. All management staff identified. Managers hired and expect to have two Assistant Managers hired by mid-April. Will reach out in early April to local schools for new guards. Huda is doing a great job of organizing all aspects of communicating and hiring staff and scheduling the open-water certification.</p>
Q2	<p>April: Continued outreach to potential lifeguards for the summer, including working with the local high schools. Huda and Elena are working hard to build up our summer staff. In Public Works, Mike Clark resigned because he is relocating to North Carolina. We appreciate Mike’s service to the Borough and wish him well.</p> <p>May: Hiring continues for guards and activity staff (‘gate guards’). All activities for hiring are handled by both office and seasonal staff. Scheduling will be handled by Elena Funk.</p> <p>June: Full summer seasonal staff is in place. Public Works is looking to hire additional entry-level staff.</p>
Q3	<p>July: Public Works hired seasonal staff. Swim season management is handling scheduling. Occasional early closures due to staffing emergencies are similar to prior years. High daily attendance is requiring activities/gate guard staff more frequently than last year. In general, if the daily attendance is anticipated to be greater than 75 people, or if there’s a party scheduled, then an additional person is scheduled for the middle of the day. Guest issues are infrequent and the procedure to handle and the documentation is in place.</p> <p>August: Seasonal staff for both Public Works and the summer swim season are working well with all staff management handled through the main office. With one swim manager heading off to college this week the season staff de-brief will be held this week.</p>
Q4	

Public Works Monthly Report

Submitted by **Brian Nicholson**, DPW Superintendent
For the month Aug 2024

Road and Utility Maintenance and Compliance Testing

	Jan	Feb	Mar	Apr	May	Jun	July	Aug	Sept	Oct	Nov	Dec	Total
Meters installed	2	1	0	2	1	0	2	1					
Utility Mark Out	22	31	55	42	44	67	38	31					
Water samples For NJDEP	4	4	4	4	4	4	4	4					

Safety and training

- Safety Briefing, Job site observations

Road works

- Many potholes throughout the borough were filled/ patched.

Other activities

Municipal Properties/ Maintenance/Compliance

- Cleared out catch basins for storms.
- Took water samples, water reports to DEP (Monthly, quarterly)
- Trash/Recycle Collection- Collected trash and recycling at parks, municipal properties, and businesses.
- 2 sewer lateral backups cleared by public works.
- Check wells and lifts daily
- Mow and maintain Borough owned properties

Bulk leaf Collection, Yard Wase & Branch Collection, Chipping, Tree removal

	Jan	Feb	Mar	Apr	May	Jun	July	Aug	Sept	Oct	Nov	Dec	Total
Leaves- cu yds	40												
Yard waste		40	40	40	40	40	40	40					
Branches collected- cu yds		20	40	40	40	40	20	40					

Residential Recycling

	Jan	Feb	Mar	Apr	May	Jun	July	Aug	Sept	Oct	Nov	Dec	Total
# Metal stops	29	21	36	45	33	71	63	49					
# e-waste stops	18	25	17	14	28	38	49	33					

- Indicates combines metal and e-waste

Public Works Monthly report for Aug 2024

Submitted by Brian Nicholson

CP engineer Matt Peles has started preliminary design of Well 4.

The generator that was used to run the wells prior to the permanent generator being installed, does not have the ability to run any of our sewer lift stations. The one used to run the lift stations is a 1962 model and is beyond its useful life and not reliable at all. We are working on alternative plans to solve our issues. Generator was sold at auction and now next step is to get prices to replace with a unit that will meet our needs. Setting up meeting with Electrician to come up with proper specs needed for replacement.

Work continues our GIS project for stormwater program Paul and myself are working with Dave to map our system to meet DEP guidelines.

The Dep and Epa have adopted new regulations pertaining to PFAS,PFNAs in drinking water. The regulation will lower the Maximum Contaminant level from 15 parts per trillion to 4 parts per trillion, as of now our testing has showed no traces of the chemicals but most of the water systems around us have traces or are out of compliance. We will continue to monitor results closely.

An updated LSL replacement plan report was submitted August 10.

We are collecting Lead and copper samples this month as part of our tri-annual requirement from the DEP.

Repaired water leak in the park. Complete replacement of the service line is needed and will be scheduled when time permits.

Last branch pick up is September 16 and last containerized is September 23.



Start: 2024-07-17

End: 2024-08-17

Times: 0:00:00-23:59:59

Speed Bins: Size 5, Range 1 to 150

Time View: By Hour (Total Volumes)

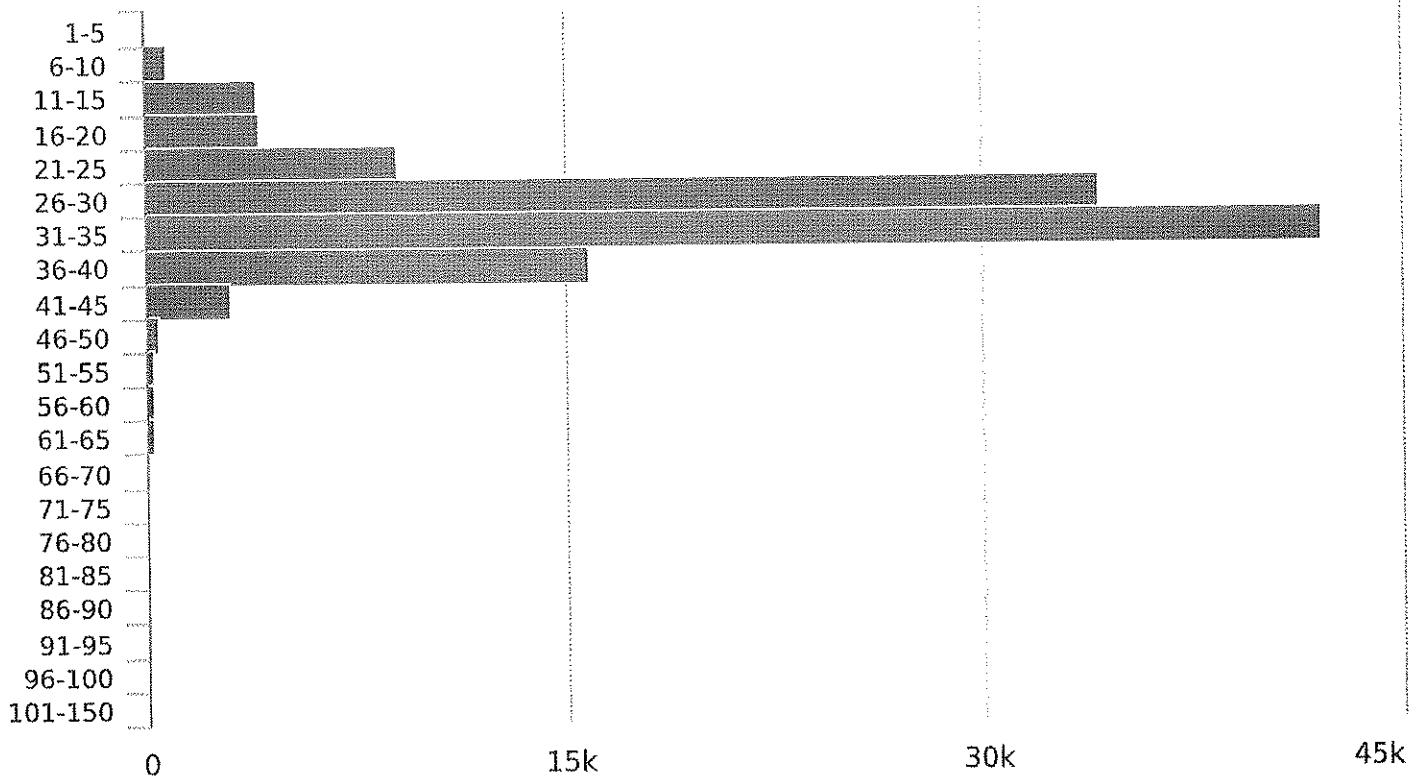
Time	1 to 5	6 to 10	11 to 15	16 to 20	21 to 25	26 to 30	31 to 35	36 to 40	41 to 45	46 to 50	51 to 55	56 to 60	61 to 65	66 to 70	71 to 75	76 to 80	81 to 85	86 to 90	91 to 95	96 to 100	101 to 150	Avg Speed	Total
0:00	0	1	17	14	36	195	266	155	34	11	2	1	0	0	0	0	0	0	0	0	0	32.3	732
1:00	0	1	8	10	22	105	183	97	23	4	1	0	0	0	0	0	0	0	0	0	0	32.5	454
2:00	0	0	2	5	17	75	118	73	31	5	1	1	0	0	0	0	0	0	0	0	0	33.3	328
3:00	0	2	5	6	13	65	117	88	14	2	1	0	0	0	0	0	0	0	0	0	0	32.7	313
4:00	0	3	15	16	27	133	206	126	38	9	5	0	0	0	0	0	0	0	0	0	0	32.5	578
5:00	0	1	21	9	49	280	576	359	86	14	1	1	0	0	0	0	0	0	0	0	0	33.4	1397
6:00	0	12	51	76	111	523	939	560	120	17	2	0	0	0	0	0	0	0	0	0	0	32.2	2411
7:00	0	35	169	149	295	1218	1796	740	122	13	3	1	0	0	0	0	0	0	0	0	0	30.8	4541
8:00	0	42	209	202	454	1750	2430	777	146	17	2	0	0	0	0	0	0	0	0	0	0	30.4	8029
9:00	0	64	301	271	651	2293	2511	808	159	13	3	0	0	0	0	0	0	0	0	0	0	29.7	7074
10:00	0	75	336	349	825	2776	2625	783	116	14	1	0	0	0	0	0	0	0	0	0	0	29.1	7900
11:00	0	61	316	297	768	2697	2861	868	150	16	1	0	0	0	0	0	0	0	0	0	0	29.6	8035
12:00	0	71	322	363	699	2589	3003	1028	183	25	4	2	0	0	0	0	0	0	0	0	0	29.9	8289
13:00	0	79	326	314	687	2671	3049	1022	194	26	2	2	0	0	0	0	0	0	0	0	0	29.9	8372
14:00	0	68	331	323	658	2479	3088	1170	232	36	3	0	0	0	0	0	0	0	0	0	0	30.2	8388
15:00	0	57	330	324	718	2530	3083	1211	212	32	2	0	0	0	0	0	0	0	0	0	0	30.2	8499
16:00	0	57	308	331	677	2424	3116	1236	244	25	5	0	0	0	0	0	0	0	0	0	0	30.3	8423
17:00	0	55	252	294	570	2190	2990	1228	226	40	3	2	1	0	0	0	0	0	0	0	0	30.7	7851
18:00	0	40	233	242	511	1987	2535	1057	227	24	4	1	1	0	0	0	0	0	0	0	0	30.7	6862
19:00	0	24	161	157	396	1708	2304	887	174	32	2	0	0	0	0	0	0	0	0	0	0	30.9	5845
20:00	0	27	160	155	410	1635	1767	626	86	21	3	0	0	0	0	0	0	0	0	0	0	30.1	4890
21:00	0	12	73	86	212	963	1253	432	78	13	1	0	0	0	0	0	0	0	0	0	0	30.8	3123
22:00	0	15	40	43	112	555	837	338	80	8	3	0	0	0	0	0	0	0	0	0	0	31.5	2031
23:00	0	4	37	37	90	348	526	202	61	11	3	0	0	0	0	0	0	0	0	0	0	31.4	1319
Total	0	806	4023	4073	9008	34189	42179	15871	3036	428	58	11	2	0	0	0	0	0	0	0	0	30.3	113684



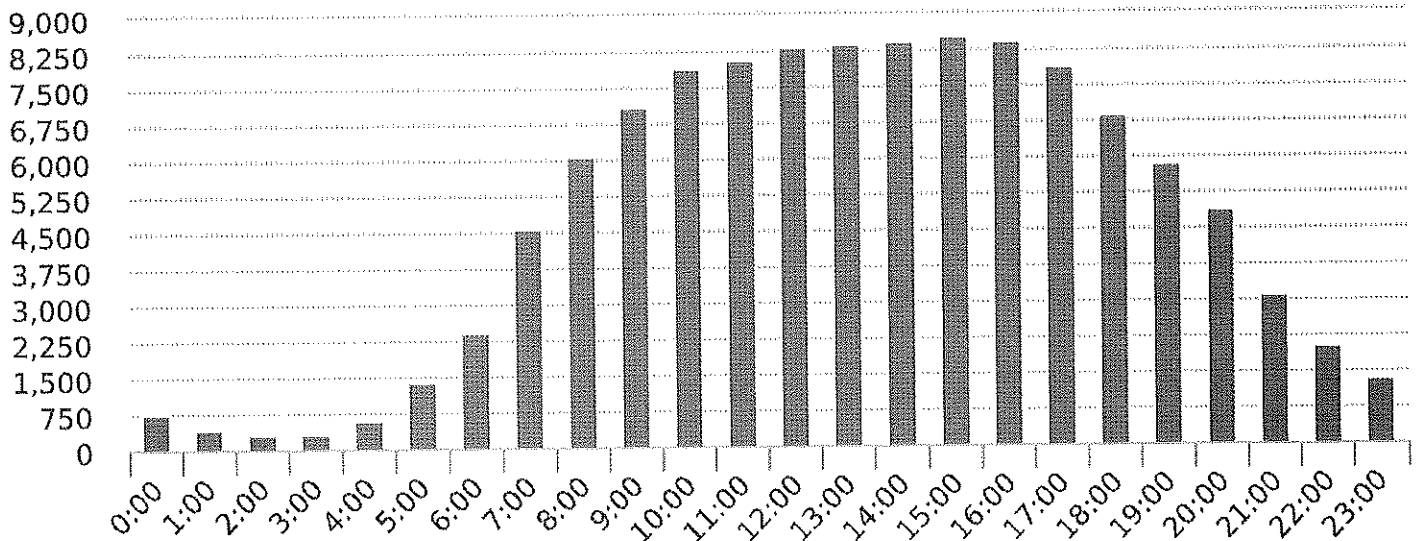
Start: 2024-07-17
End: 2024-08-17
Times: 0:00:00-23:59:59


Speed Bins: Size 5, Range 1 to 150
Time View: By Hour (Total Volumes)

Total Volume by Speed Distribution



Volume over Time






Start: 2024-07-17
End: 2024-08-17
Times: 0:00:00-23:59:59

Speed Range: 1 to 150

Overall Summary

Total Days of Data: 32
Speed Limit: 35
Average Speed: 30.31
50th Percentile Speed: 30.93
85th Percentile Speed: 35.74
Pace Speed Range: 26-36

Minimum Speed: 10
Maximum Speed: 61
Display Mode: Unknown
Average Volume per Day: 3552.6
Total Volume: 113684



Start: 2024-07-17


End: 2024-08-17

Times: 0:00:00-23:59:59

Speed Bins: Size 5, Range 1 to 150

Time View: By Hour (Total Volumes)

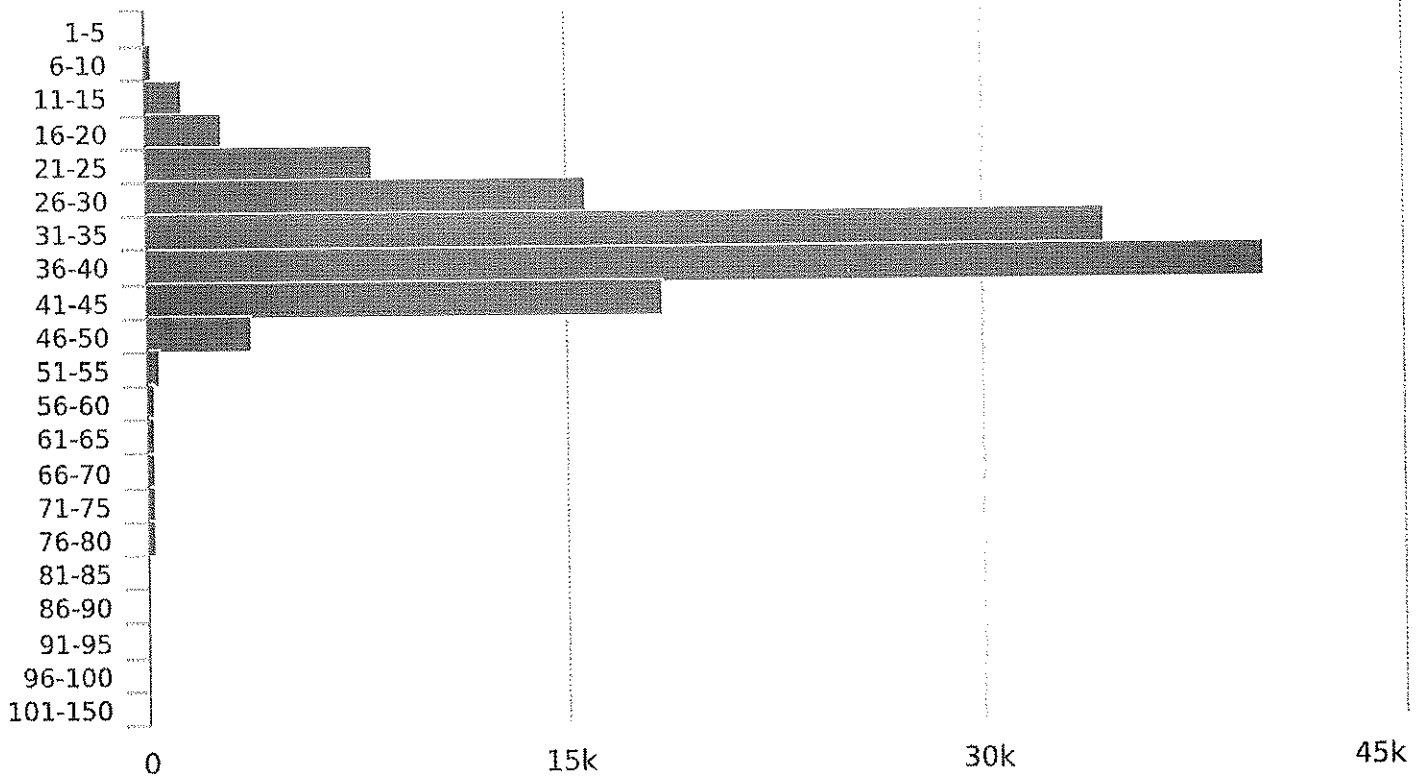
Time	1 to 5	6 to 10	11 to 15	16 to 20	21 to 25	26 to 30	31 to 35	36 to 40	41 to 45	46 to 50	51 to 55	56 to 60	61 to 65	66 to 70	71 to 75	76 to 80	81 to 85	86 to 90	91 to 95	96 to 100	101 to 150	Avg Speed	Total
0:00	0	2	10	15	75	166	374	259	133	32	8	2	1	0	0	0	0	0	0	0	0	34.3	1077
1:00	0	10	15	36	81	135	197	165	64	19	5	5	0	0	1	1	0	0	0	0	0	32.4	734
2:00	0	5	20	25	85	98	147	104	59	18	3	1	0	1	1	0	0	0	0	0	0	31.8	567
3:00	0	3	7	12	39	84	137	121	34	12	3	2	2	0	0	0	0	0	0	0	0	33.2	456
4:00	0	6	16	29	65	126	192	178	57	15	4	1	0	0	0	0	0	0	0	0	0	32.5	689
5:00	0	4	19	48	143	247	557	460	250	56	10	1	0	0	0	0	0	0	0	0	0	34.2	1795
6:00	0	17	62	116	227	404	714	767	348	91	5	2	1	1	0	0	0	0	0	0	0	33.4	2755
7:00	0	14	86	135	335	582	1371	1436	673	121	23	2	0	0	0	0	0	0	0	0	0	34.2	4778
8:00	0	13	107	183	411	794	1860	2024	949	187	16	5	1	0	0	0	0	0	0	0	0	34.5	6550
9:00	0	22	125	191	523	884	2003	2260	1047	225	25	4	0	0	0	0	0	0	0	0	0	34.4	7309
10:00	0	12	81	237	495	915	2091	2598	1182	211	26	3	0	0	0	0	0	0	0	0	0	34.7	7851
11:00	0	16	86	210	562	1026	2150	2764	1232	272	18	1	0	1	0	0	0	0	0	0	0	34.8	8338
12:00	0	12	77	168	493	974	2215	2905	1350	295	49	8	1	0	0	0	0	0	0	0	0	35.3	8547
13:00	0	22	100	194	550	957	2344	2953	1411	281	37	7	1	0	0	0	0	0	0	0	0	35.1	8857
14:00	0	9	69	175	485	997	2161	2954	1599	297	32	3	2	0	0	0	0	0	0	0	0	35.5	8783
15:00	0	10	61	158	517	1055	2204	3077	1575	323	35	3	0	0	0	0	0	0	0	0	0	35.5	9018
16:00	0	5	87	125	452	935	2287	3032	1525	321	35	4	1	0	0	0	0	0	0	0	0	35.6	8809
17:00	0	6	59	115	423	885	2226	3038	1472	275	46	7	3	1	0	0	0	0	0	0	0	35.7	8556
18:00	0	15	64	126	414	912	2088	2704	1226	240	31	5	0	0	0	0	0	0	0	0	0	35.3	7805
19:00	0	9	66	151	506	964	2108	2270	892	188	23	3	1	0	0	0	0	0	0	0	0	34.4	7181
20:00	0	9	53	127	469	956	1992	1677	619	91	13	2	1	0	0	0	0	0	0	0	0	33.6	6009
21:00	0	5	41	98	373	784	1438	1105	350	44	12	4	1	0	0	0	0	0	0	0	0	33.0	4255
22:00	0	6	29	61	243	515	923	744	245	56	5	3	0	0	0	0	0	0	0	0	0	33.2	2830
23:00	0	6	19	43	167	396	621	454	164	30	6	6	1	1	0	0	0	0	0	0	0	32.9	1914
Total	0	238	1369	2778	8133	15791	34380	40049	18456	3700	470	84	17	5	2	1	0	0	0	0	0	34.7	125463



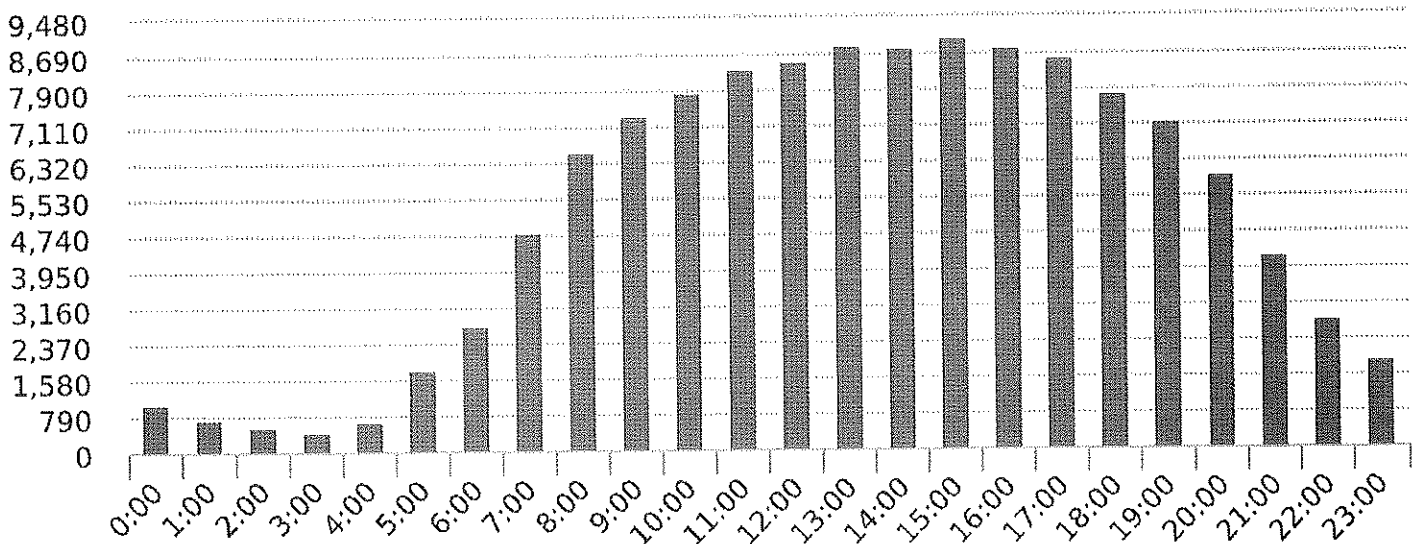
Start: 2024-07-17
End: 2024-08-17
Times: 0:00:00-23:59:59

Speed Bins: Size 5, Range 1 to 150
Time View: By Hour (Total Volumes)

Total Volume by Speed Distribution



Volume over Time






Start: 2024-07-17
End: 2024-08-17
Times: 0:00:00-23:59:59

Speed Range: 1 to 150

Overall Summary

Total Days of Data: 32
Speed Limit: 35
Average Speed: 34.73
50th Percentile Speed: 35.45
85th Percentile Speed: 41.01
Pace Speed Range: 31-41

Minimum Speed: 10
Maximum Speed: 77
Display Mode: Unknown
Average Volume per Day: 3920.7
Total Volume: 125463



Start: 2024-07-17

End: 2024-08-17

Times: 0:00:00-23:59:59

Speed Bins: Size 5, Range 1 to 150

Time View: By Hour (Total Volumes)

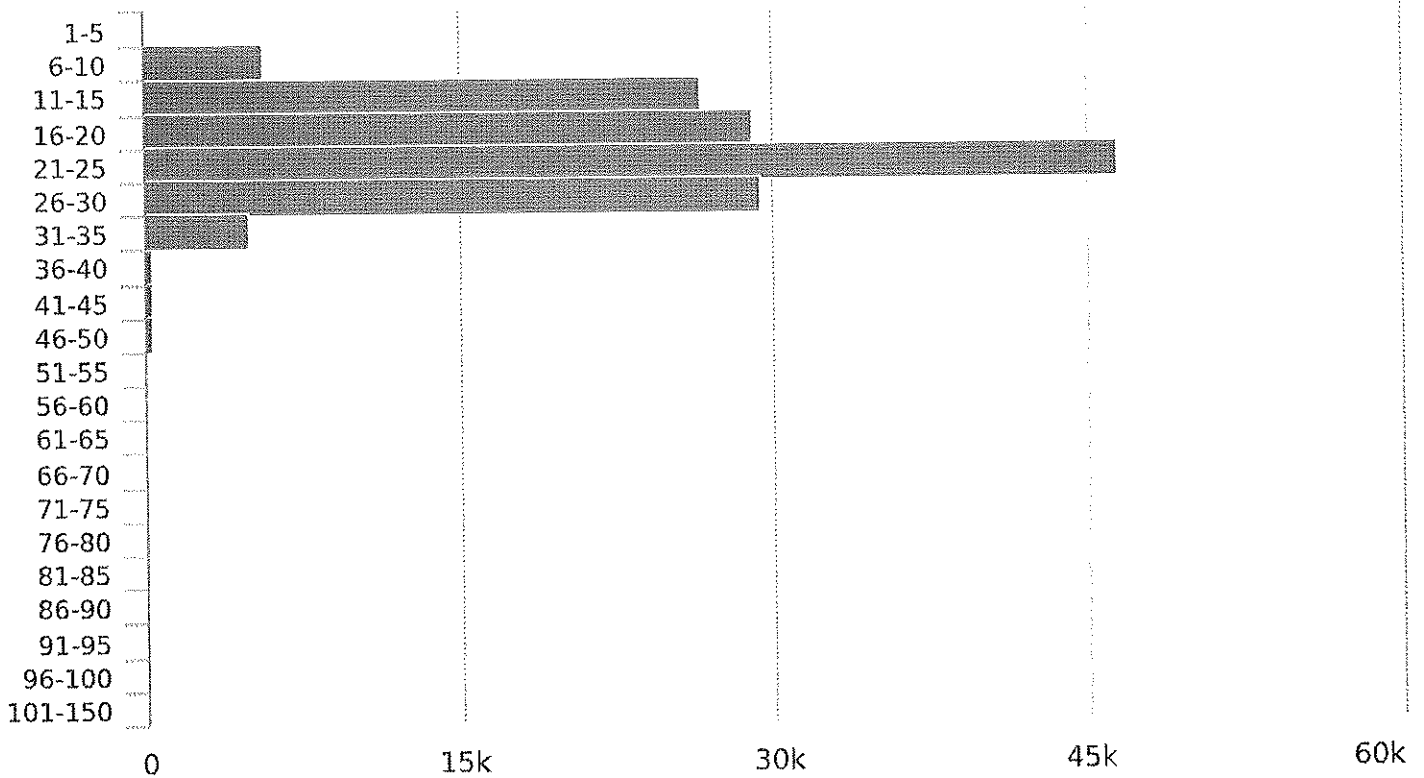
Time	1 to 5	6 to 10	11 to 15	16 to 20	21 to 25	26 to 30	31 to 35	36 to 40	41 to 45	46 to 50	51 to 55	56 to 60	61 to 65	66 to 70	71 to 75	76 to 80	81 to 85	86 to 90	91 to 95	96 to 100	101 to 150	Avg Speed	Total
0:00	0	54	289	286	359	150	36	3	1	0	0	0	0	0	0	0	0	0	0	0	0	19.6	1178
1:00	0	20	160	183	188	84	19	5	0	0	0	0	0	0	0	0	0	0	0	0	0	19.9	659
2:00	0	25	129	131	116	74	20	8	1	0	0	0	0	0	0	0	0	0	0	0	0	19.9	504
3:00	0	26	158	137	164	87	31	5	1	0	0	0	0	0	0	0	0	0	0	0	0	20.1	609
4:00	0	69	349	413	444	217	62	17	0	0	0	0	0	0	0	0	0	0	0	0	0	20.1	1571
5:00	0	168	871	969	1116	591	152	20	1	0	0	0	0	0	0	0	0	0	0	0	0	20.1	3878
6:00	0	253	1292	1359	1729	1083	225	26	4	0	0	0	0	0	0	0	0	0	0	0	0	20.4	5971
7:00	0	351	1572	1744	2591	1629	262	27	3	0	0	0	0	0	0	0	0	0	0	0	0	20.7	8179
8:00	0	345	1618	1823	2943	1836	303	20	1	0	0	0	0	0	0	0	0	0	0	0	0	20.9	8887
9:00	0	348	1603	1760	2876	1800	276	18	0	0	0	0	0	0	0	0	0	0	0	0	0	20.9	8681
10:00	0	353	1609	1756	2894	1724	285	12	0	0	0	0	0	0	0	0	0	0	0	0	0	20.8	8633
11:00	0	359	1629	1743	2987	1954	269	15	2	1	0	0	0	0	0	0	0	0	0	0	0	21.0	8959
12:00	0	333	1551	1718	3000	1951	334	22	0	0	0	0	0	0	0	0	0	0	0	0	0	21.2	8909
13:00	0	357	1618	1712	2915	1932	342	20	1	0	0	0	0	0	0	0	0	0	0	0	0	21.1	8997
14:00	0	329	1519	1671	2863	1987	325	19	3	1	0	0	0	0	0	0	0	0	0	0	0	21.3	8717
15:00	0	330	1458	1696	2965	2131	378	20	1	0	0	0	0	0	0	0	0	0	0	0	0	21.5	8979
16:00	0	317	1322	1526	3123	2269	379	21	2	1	0	0	0	0	0	0	0	0	0	0	0	21.9	8960
17:00	0	320	1468	1676	3389	2364	395	34	1	0	0	0	0	0	0	0	0	0	0	0	0	21.7	9647
18:00	0	322	1567	1705	2877	1932	344	21	4	1	0	0	0	0	0	0	0	0	0	0	0	21.2	8773
19:00	0	295	1425	1494	2333	1369	202	13	4	0	0	0	0	0	0	0	0	0	0	0	0	20.6	7135
20:00	0	259	1245	1310	1908	922	149	12	4	2	0	0	0	0	0	0	0	0	0	0	0	20.1	5811
21:00	0	209	975	988	1286	605	118	8	2	0	0	0	0	0	0	0	0	0	0	0	0	19.8	4191
22:00	0	151	692	720	879	391	86	11	0	0	0	0	0	0	0	0	0	0	0	0	0	19.7	2930
23:00	0	92	482	527	572	251	46	9	2	0	0	0	0	0	0	0	0	0	0	0	0	19.6	1981
Total	0	5685	26599	29037	46617	29333	5038	386	38	6	0	0	0	0	0	0	0	0	0	0	0	20.9	142639



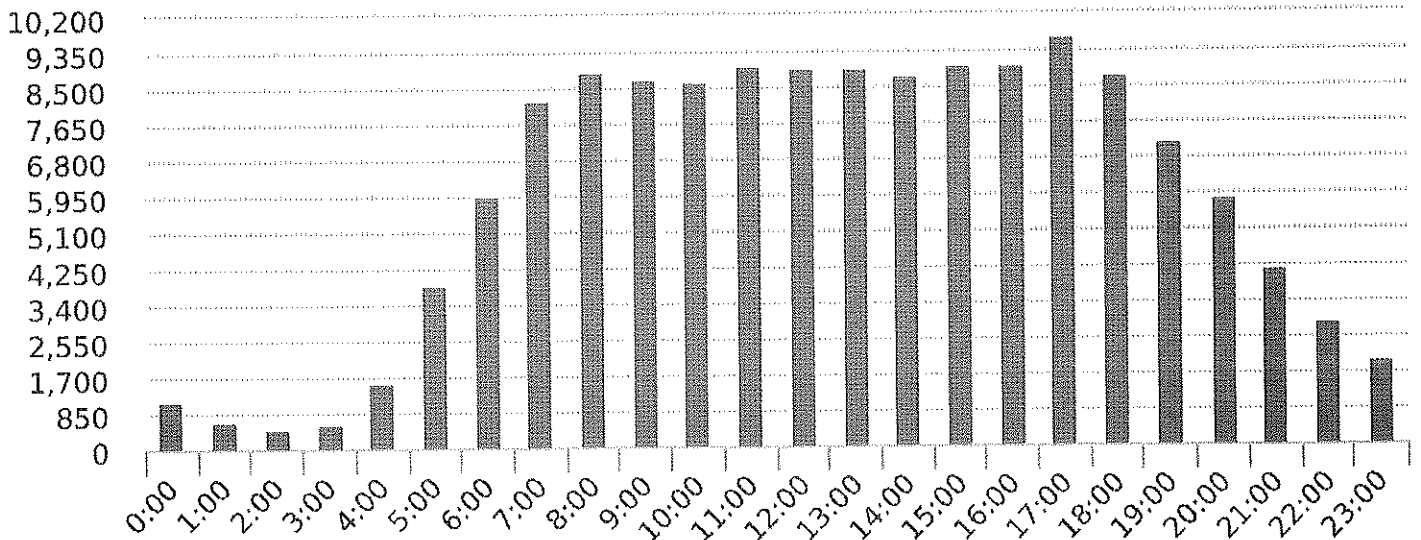
Start: 2024-07-17
End: 2024-08-17
Times: 0:00:00-23:59:59


Speed Bins: Size 5, Range 1 to 150
Time View: By Hour (Total Volumes)

Total Volume by Speed Distribution



Volume over Time





Start: 2024-07-17

End: 2024-08-17

Times: 0:00:00-23:59:59

Speed Range: 1 to 150

Overall Summary

Total Days of Data: 32

Speed Limit: 25

Average Speed: 21.0

50th Percentile Speed: 21.76

85th Percentile Speed: 26.95

Pace Speed Range: 18-28

Minimum Speed: 10

Maximum Speed: 50

Display Mode: Unknown

Average Volume per Day: 4457.5

Total Volume: 142639



**BOROUGH OF
WENONAH**
NEW JERSEY

**Wenonah Borough Council
Finance & Budget Committee Report**

Committee Chair: Jaclyn Graves

Committee Members: Jeanne Grigri & Susan Mayer

Report for August 22, 2024

2024 Tax Assessments & Bills

- We have discovered an error between the Gloucester County Office of Assessment and the Gateway Regional Board of Education. Fortunately, correcting this error will result in a decrease in the amount previously billed as the "Regional School Tax" portion of residents' tax bills. Revised tax bills reflecting this decrease have been mailed and the deadline for payment is being extended until September 12th. For tax payments already made, the excess charge will be applied to residents' fourth quarter bills. We appreciate your patience during this process.
- Updated 2024 Tax Rates
 - Borough rate = increase 6 cents (+8.7%)
 - Municipal Library rate = increase 0.6 cents (+14.5%)
 - Gateway rate = increase 8.1 cents (+5.9%)
 - *Previously reported as an increase of 21.6 cents (+16.2%)*
 - Wenonah Elementary rate = increase 5.9 cents (+3.7%)
 - County rate = increase 1 cent (+1.29%)
 - Total change in tax rate = increase 21.6 cents (+4.9%)
 - *Previously reported as an increase of 35.1 cents (+8.31%)*

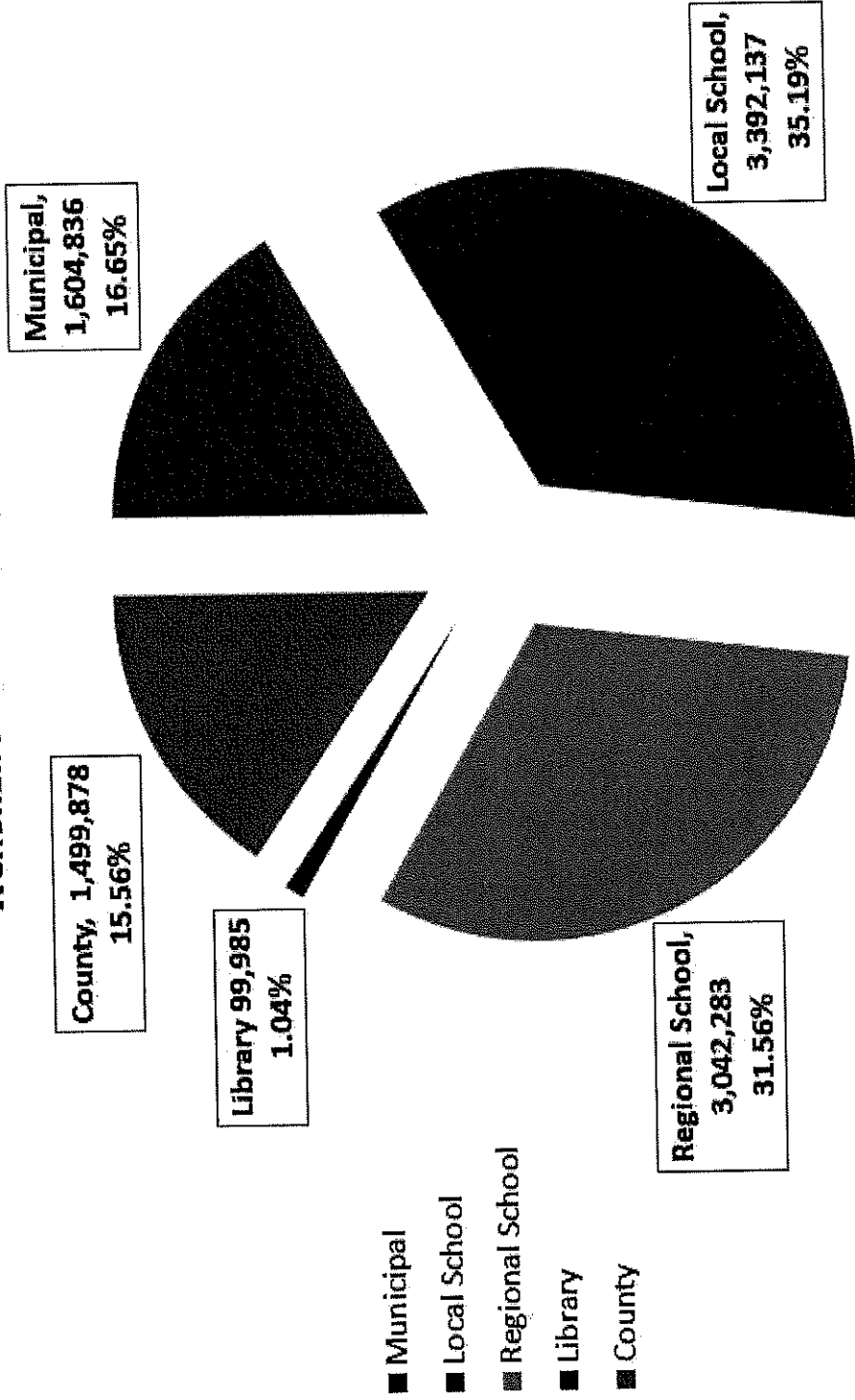
Attached Documents

- 2024 Tax Pie Chart (corrected)
- Tax Rate Comparison Chart

Respectfully submitted,

Jaclyn Graves, chair
jgraves@boroughofwenonah.com

Wenonah 2024 Tax Levies



BOROUGH OF WENONAH
Tax Rate Comparison

Taxable Entity	2017		2018		2019		2020		2021		2022		2023		2024		2017-2024 Tax Rate Increase (Decrease)
	Rate *	Percentage	Rate *	Percentage	Rate *	Percentage	Rate *	Percentage	Rate *	Percentage	Rate *	Percentage	Rate *	Percentage	Rate *	Percentage	
Borough	0.766	18.80%	0.744	18.26%	0.706	17.03%	0.667	15.83%	0.667	15.77%	0.678	16.19%	0.678	16.07%	0.738	16.64%	(0.028)
Local Library	0.033	0.81%	0.033	0.81%	0.033	0.80%	0.034	0.81%	0.034	0.80%	0.036	0.86%	0.040	0.95%	0.046	1.04%	0.013
County	0.629	15.44%	0.628	15.41%	0.649	15.66%	0.666	15.81%	0.661	15.63%	0.650	15.52%	0.641	15.19%	0.648	14.17%	0.019
County Open Space	0.040	0.98%	0.040	0.98%	0.040	0.97%	0.041	0.97%	0.041	0.97%	0.039	0.93%	0.040	0.95%	0.043	0.97%	0.003
Local School	1.262	30.98%	1.297	31.84%	1.336	32.23%	1.376	32.66%	1.404	33.20%	1.449	34.59%	1.502	35.60%	1.561	35.20%	0.299
Regional School	1.344	32.99%	1.332	32.70%	1.381	33.32%	1.429	33.92%	1.422	33.62%	1.337	31.92%	1.318	31.24%	1.399	31.54%	0.055
TOTAL	4.074	100.00%	4.074	100.00%	4.145	100.00%	4.213	100.00%	4.229	100.00%	4.189	100.00%	4.219	100.00%	4.435	100.00%	0.361

* = per \$100 of Assessed Valuation